

Wyścigi konne. Wrocław



Wrocław
Racecourse



Stowarzyszenie
Pro Hipico Bono



Polska Liga
Western i Rodeo

World Championships in Bridleless Riding

Wrocław, Partynice 16-17.09.2017

1. Aim of competitions:

Presentation and promotion of horse-riding without usage of traditional mouthpieces, bits and bridles.

A. Riders

Entries are open for riders not using traditional mouthpieces, bits and bridles. Competitors will compete in OPEN category and also in two age groups (categories):

- 1) **Senior** – 18 years and more
- 2) **Junior** – between 10 and 17 years
(In this group: all riders must have a signed by parents agreement)

If the number of competitors representing one age group is too little, the Organizer has a right to run a competition as OPEN category.

All competitors must have valid medical tests passed proving no contraindication to participate.

Riders will be competing to win a title of: World Champion and Vice-World Champion in Bridleless Riding).

Riders can participate in more than one discipline in their age group, on one or more different horses. One horse can participate in maximum three competitions.

Whips and spurs can be used if only they were permitted by regulations of FEI / PZJ / PLWiR.

In **Dressage, Show Jumping and Caprilli Test** the classical outfit is required. The outfit should be tidy.

In **Western competitions** riders should wear a western outfit: a hat or safety helmet, long sleeve shirt, jeans pants, western shoes. The saddle should be western.

Comitte of judges has a right to intervene if the outfit may be dangerous for safety of the horse or the rider.

Caution! In all disciplines **Junior participants are obliged to wear a safety helmet.** For Seniors the safety helmet is **mandatory (for Dressage and Show Jumping)** but for the Western disciplines a hat is permitted.

B. Horses:

In the Training Arena the horse can wear bridle with a mouthpiece or a halter.

During competition the horse can not wear any bridle, mouthpiece or a halter.

A breastplate or legs protectors for the horse can be used.

A ring, stripe or a cord with a closed circuit can be used.

Horses documentations:

- Passport PZHK/PZJ/FEI
- Valid vaccination proved by a inscription in the passport

The organizer of the championships provides:

1. For medalists: medals, flots, prizes in kind for Junior and OPEN categories, and prize money for Senior category. Rest of competitors: flots and gifts.
2. **If there number of competitors representing one age group is too little, the Organizer has a right to run a competition as OPEN category.**
3. Boxes will be ready from 15.09.2017 at 12:00.
4. Competition Arena will be available for training on Friday 15.09.2017 r. from 15:00pm until 20:00pm

EVENT RULES

• DRESSAGE

- **Semifinal D-2 test** (Preliminary competition B for children with changes - enclosed)
changes:

- **move no 7** „BEB – Circle (20m) / BPF – Working canter”,
- **move no 12:** „Transitions at H and K”,
- **move no 13** „KD – Half volte (10m) returning to the tracka at E”,
- **move no 14** „EH – Counter canter”,
- **move no 16** „C – Medium walk / CM – Medium walk”,
- **move no 17** „M to the quarter line – Leg yielding to the right / from the quarter line to F – Leg yielding to the left”,
- **move no 18** „F – Working trot / FA Working trot”,

COLLECTIVE MARK:

- Precision and ease of the movements,
- Harmony between rider and horse,
- Rider's position (seat, correctness and effect of the aids)

Every move is judge on a scale of 0 – 10 (decimals allowed).

Final note from Semifinal is average note from all Judges (decimals allowed)

Every riders will qualify to the Final.

- **Final freestyle to the music (minimum P5 - polish national test)**

Test should be include at least moves from test P5 – polish national test. Every other – more difficult moves will be notice as higher degree of difficulty in collective mark.

Test will be presented at the arena 20m x 60m in the time no longer that 5 minutes.

COLLECTIVE MARK:

- Choreography. Use of Arena. Degree of difficulty.
- Music and interpretation of the music.
- Harmony between rider and horse
- Rider's position (seat, correctness and effect of the aids).

Every move is judge on a scale of 0 – 10 (decimals allowed).

Final note from Final is average note from all judges (decimalls allowed)

Total score in Championships is sum of Semifinal and Final. In case of the same score of two riders, determinative is score from Final test.

SHOW JUMPING

- **SemiFinals** – touch class contest. Height limit: Senior 90cm, Junior 70cm. Eight different obstacles at the parkour. The time limit is equal to double time limit at speed of 350m/min.

1. Points:

A) Points for jumping obstacles:

(counted from maximum heights 8 x 90/70 cm. = 720/560 p.)

- Fallen rail - 0 p.
- First disobedience at an obstacle: 50% at the obstacle
- Second disobedience at an obstacle: 25% at the obstacle
- Third disobedience at an obstacle – elimination
- Fall of a rider or a horse – elimination
- Exceeded time limit – elimination

B) Points for style:

(0-10 pkt. scale)

- riding style
- leading the horse in parkour
- communication with a horse
- usage and effectiveness of aids
- position of the rider while jumping and between obstacles
- precision of crossing the gates

All competitors will be qualified for Finals.

- **Final** – touch class with obstacles on a chosen height. Parkour will contain 8 obstacles with different profiles and heights declared by a competitors. At least 1 hour before Finals the competitors has to bring to the Ground Jury declared height of obstacles (for example: obstacle no1 - 100cm, no2 - 120 cm., nr3 - 125 cm etc.).

1. The top limit of height in Finals:

- Senior → 160 cm.
- Junior → 140 cm.

Finals will be judged as semi-Finals. The score (place) will be counted with number of points in Semi-Final + Final. If competitors gained the same amount of points, committee of judges is allowed to run a play-off with rules set on site.

- **WESTERN**

Rules and judging:

1. The rules of Polska Liga Western i Rodeo will be in force, except the exception of rules included in this document.
2. The competitions will be judged by two Judges from Polska Liga Western i Rodeo.
3. Final score is a sum of scores from both Judges.
4. Fall of a rider or a horse = elimination
 - **Western horsemanship**
 - **Trail**

- **SemiFinals**– all competitors that have finishes semiFinals, advance for Finals

- **Final** – Final classification = Semi-Finals score + Final score

NOTE that: A competitors can hold the ring with one or both hands, or not hold it at all. The competitors can change the way they hold the ring.

If the competitors gain the same amount of points the Final order depends on:

Western horsemanship – higher score of presentation of a horse and rider in Finals

Trail – lower number of penalty points in Finals

If the presented procedures will not lead to find the winner, committee of judges has the right to organise play-off with rules set on site.

Procedures presented above apply for the first three places. From 4th place the contestants may be ex aequo.

SEMI FINAL

WORLD CHAMPIONSHIPS IN BRIDLELESS RIDING

RIDER

HORSE

JUDGES

Arena: 20 x 60m

| No | | Test | Remarks |
|-----|----------------------------|--|---------|
| 1. | A X XC | Enter in working trot Halt, immobility, salute Proceed in working trot Working trot | |
| 2. | C HS SI IR RBP | Track to the left Working trot Half volte left (10m) Half volte right (10m) Working trot | |
| 3. | PL LV VKAF | Half volte right (10m) Half volte left (10m) Working trot | |
| 4. | FS S | Lenghtening of steps Working trot | |
| 5. | SH | Transitions at F and S Working trot | |
| 6. | H HCMRB | Proceed in working canter Working canter | |
| 7. | BEB BPF | Circle (20m) Working canter | |
| 8. | FD | Half volte (10m) returning to the track at B | |
| 9. | BM | Counter canter | |
| 10. | M C CH | Working trot Proceed in working canter Working canter | |
| 11. | HK K | Lenghtening of strides Working canter | |
| 12. | | Transitions at H and K | |

| | | | |
|-----|---|---|--|
| 13. | KD | Half volte (10m) returning to the track at E | |
| 14. | EH | Counter canter | |
| 15. | H HC | Working trot Working trot | |
| 16. | C CM | Medium walk Medium walk | |
| 17. | M to the quarter line From the quarter line to the F | Leg yielding to the right Leg yielding to the left | |
| 18. | F FA | Working trot Working trot | |
| 19. | A X | Down the centre line Halt, immobility, salute | |
| | | Leave arena at A in walk | |

Attention:

Rising trot is available.

Errors of course:

1st - 2 pkt

2nd - 4 pkt.

3rd - 6 pkt.

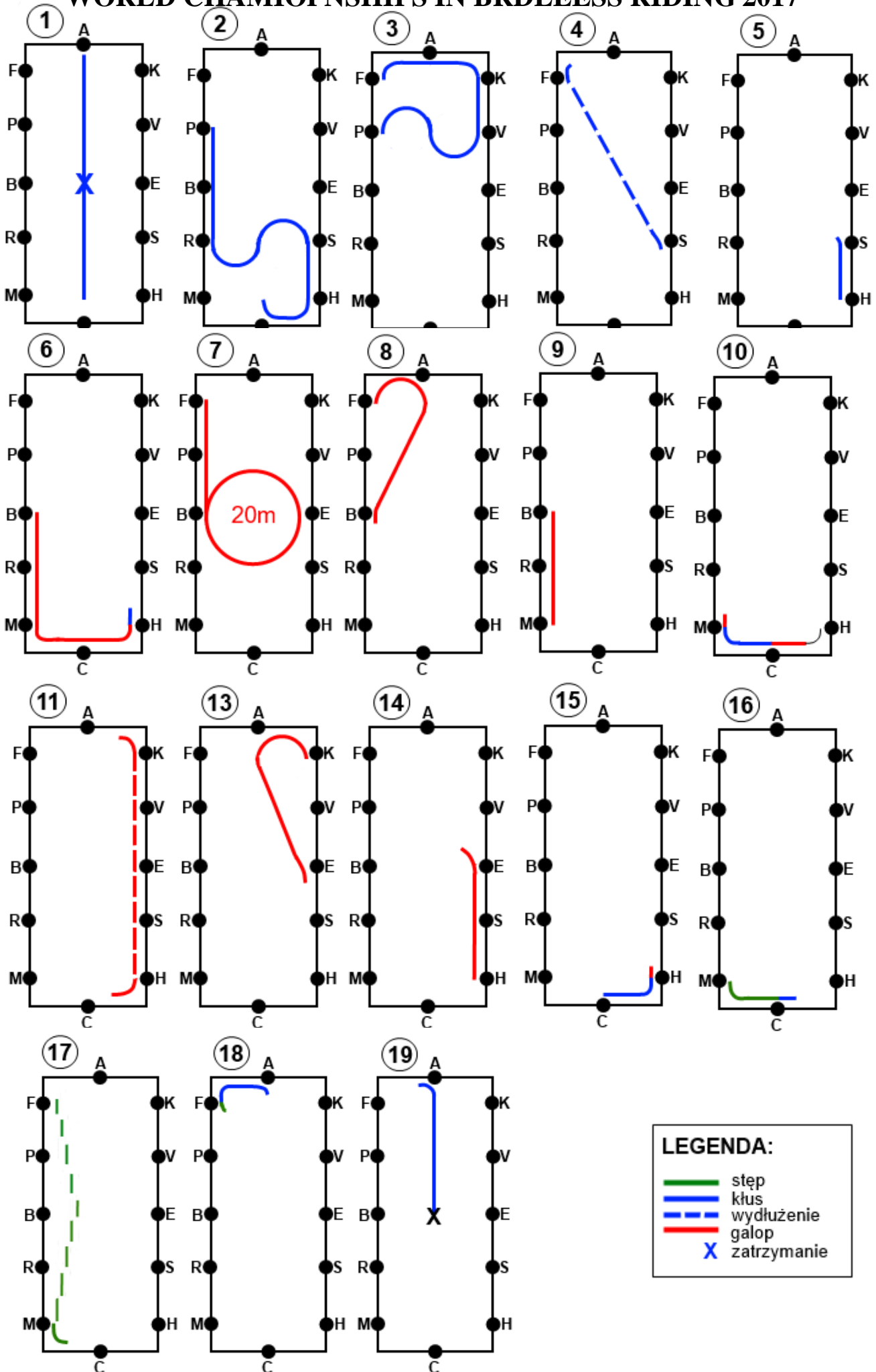
4th elimination

| Collective mark | Mark (0 – 10) | Remarks |
|--|--------------------|---------|
| PRECISION (precision of the movement, attention and confidence) | | |
| HARMONY (between rider and horse, lightness and ease of the movements) | | |
| Rider's position (seat, correctness and effect of the aids) | | |
| TOTAL | | |

SIGNATURES OF JUDGE

DRESSAGE SEMI-FINALS

WORLD CHAMPIONSHIPS IN BRDLELESS RIDING 2017



LEGENDA:

- stęp
- kłus
- - - wydłużenie
- galop
- X zatrzymanie

CAPRILLI TEST with the rider assessment WORLD CHAMPIONSHIP IN RIDING WITHOUT BRIDLE

RIDER

HORSE

JUDGES

Max. high of obstacles: 65 cm

Arena: 20 x 60m

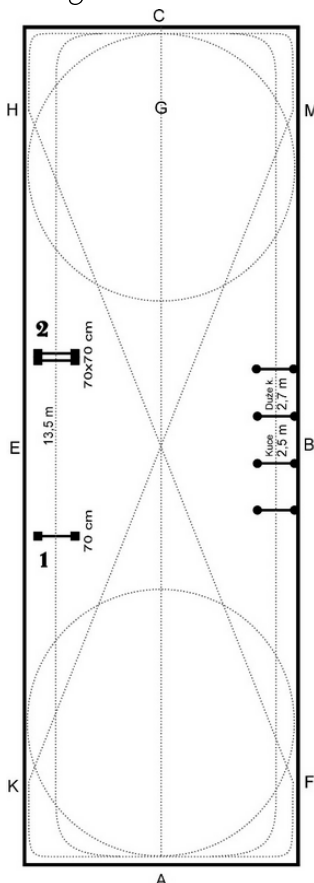
| NO | | TEST | REMARKS |
|-----|-----------------|--|---------|
| 1. | A X C | Enter in working trot Halt, immobility, salute Proceed in working trot Track to the right | |
| 2. | MXK FXH | Diversion in working trot Diversion in working trot | |
| 3. | C | Circle 20m to the right in working trot | |
| 4. | C C | Working canter Circle 20m in working canter | |
| 5. | MF | Parallel to the track across cavaletti | |
| 6. | A | Circle 20m to the right Proceed paralel to the track KH | |
| 7. | | Obstacle number 1 | |
| 8. | | Obstacle number 2 | |
| 9. | MXK X | Diversion Transition to working trot | |
| 10. | A | Circle 20m to the left in working trot | |
| 11. | A A | Working canter Circle 20m working canter | |
| 12. | FM | Parallel to the track across cavaletti | |
| 13. | C | Circle 20m to the left Proceed paralel to the track HK | |
| 14. | | Obstacle number 2 | |
| 15. | | Obstacle number 1 | |
| 16. | FXH | Diversion | |

| | | | |
|-----|----------|--|--|
| | X | Transition to working trot | |
| 17. | C MXK | Medium walk Diversion in walk | |
| 18. | A X | Down the centre line Halt. Rein back 4 steps. Proceed in medium walk | |
| 19. | G | Halt, immobility, salute | |
| | | Leave arena in walk at A | |

| Collective mark | Mark (0 – 10) | Remark |
|--|--------------------|--------|
| Rider's position (seat, correctness and effect of the aids) | | |
| HARMONY (between rider and horse, lightness and ease of the movements) | | |
| PRECISION (precision of the movement, attention and confidence) | | |
| Correctness and style of the jump | | |
| TOTAL | | |

ATTENTION:

Rising trot is available.



Errors of course:

- 1st - 0,2 pkt
- 2nd - 0,4 pkt.
- 3rd - 0,6 pkt.
- 4th Elimination

Penalty points:

- Knock down - 0,4 pkt

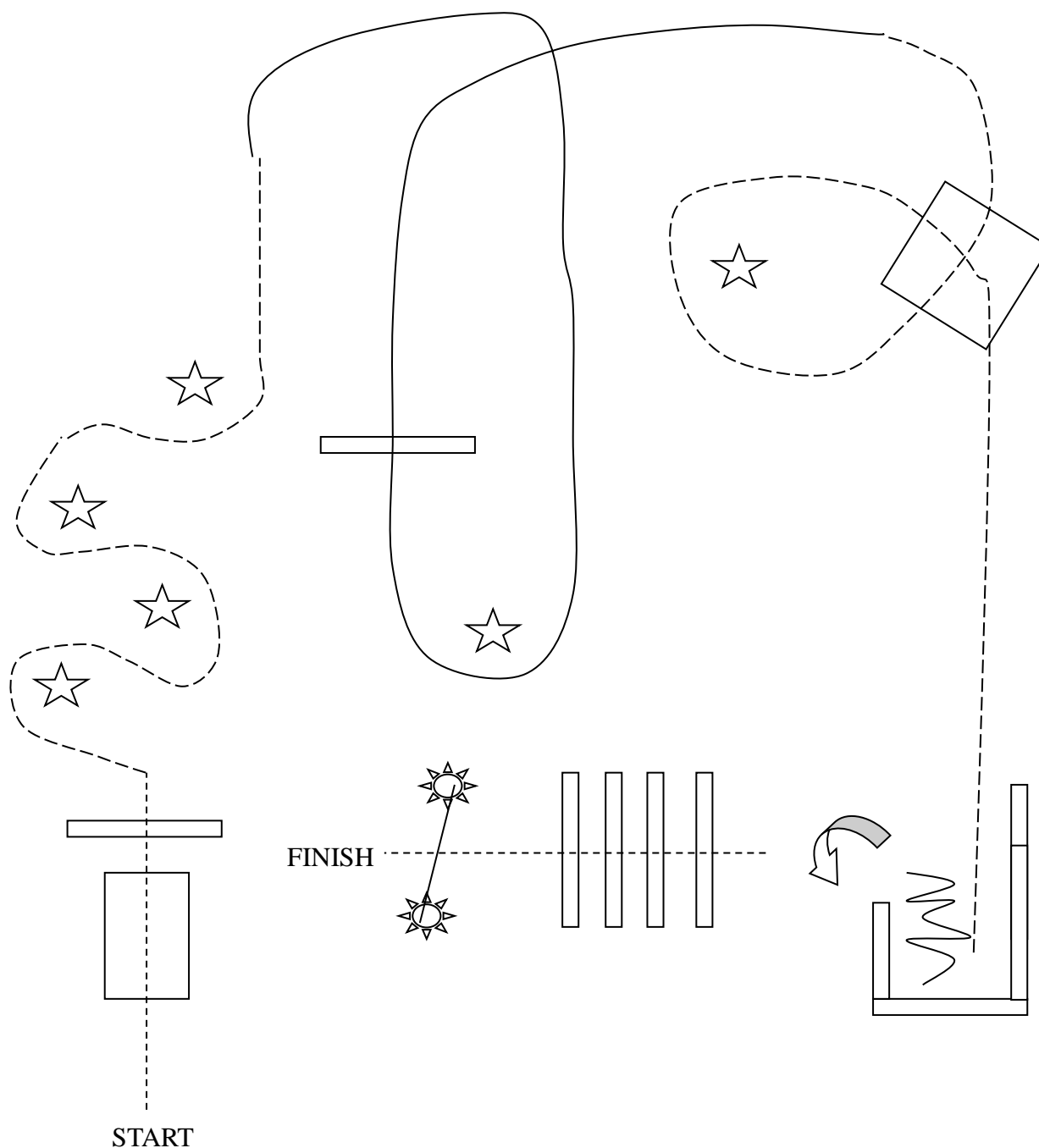
Disobedience:

- 1st - 0,3 pkt
- 2nd - 0,6 pkt
- 3rd - 0,9 pkt
- 4th Elimination

Signature of Judge

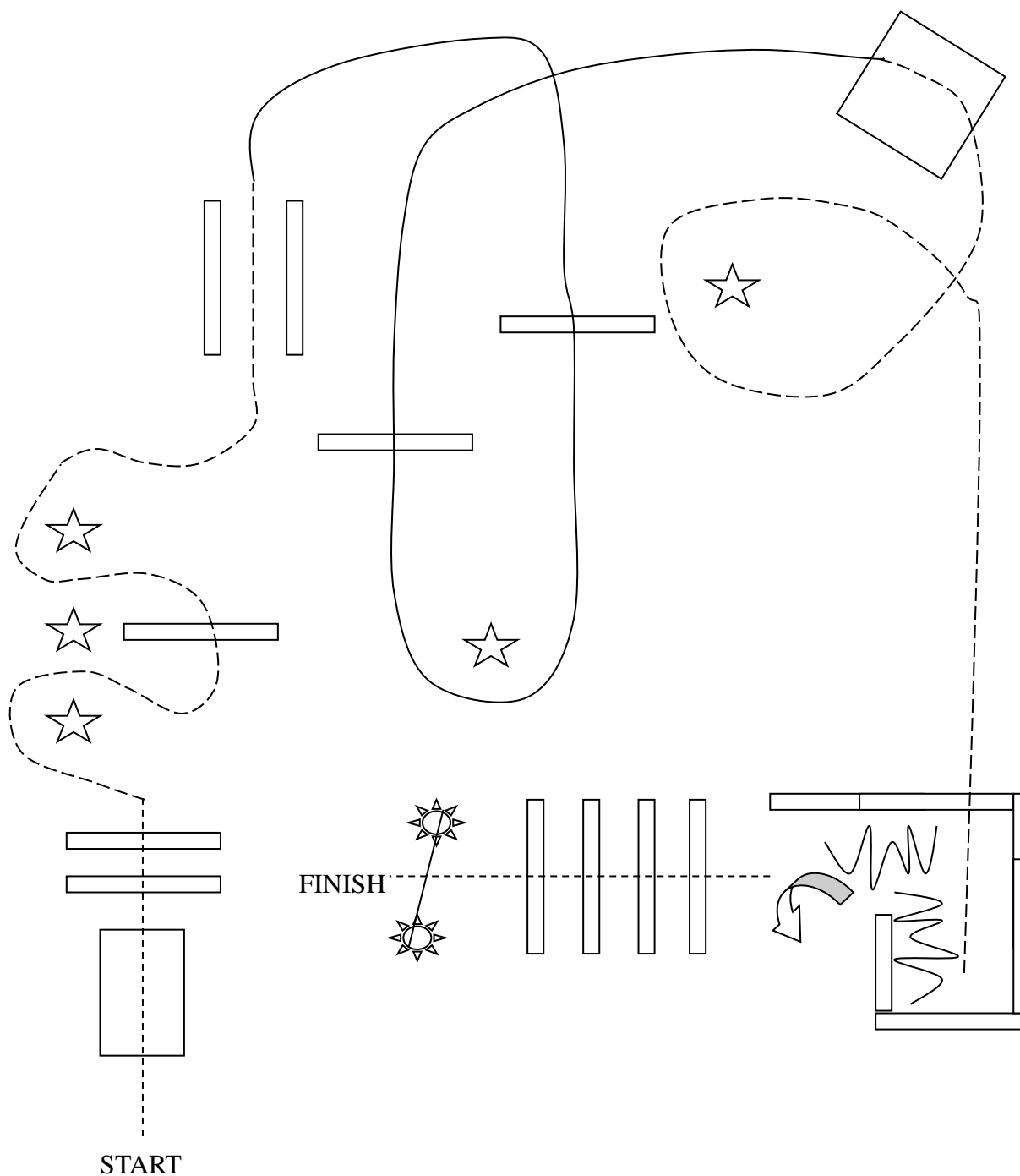
- it is not allow to miss the obstacle and proceed test,
- additional step in cavaletti – loss the rhythm (harmony)

TRAIL JUNIOR/YOUTH



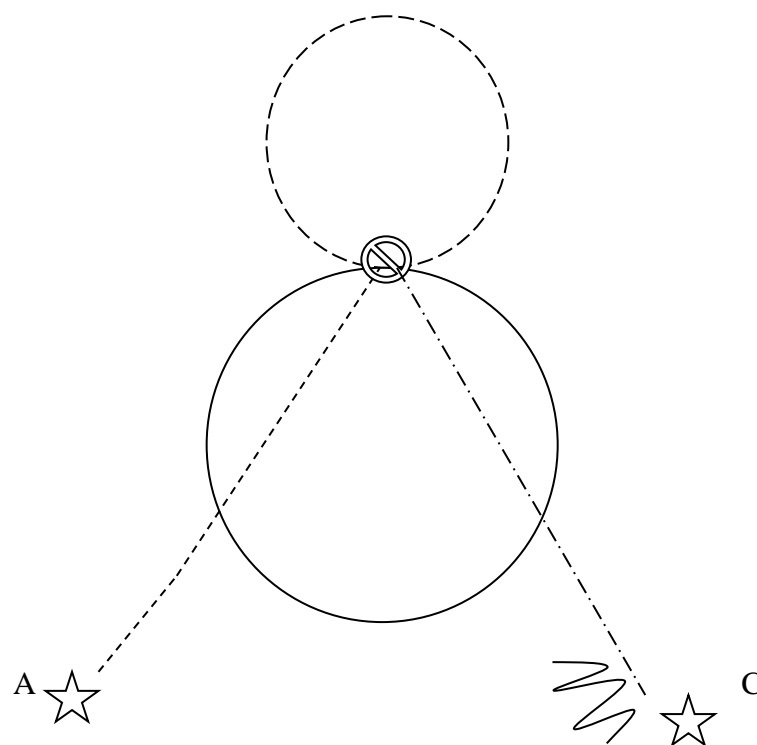
1. MOSTEK I DRĄGI W STĘPIE/ WALK OVER BRIDGE AND OVER POLE
2. SLALOM W KŁUSIE/ JOG THROUGH SERPENTINE
3. DRĄG W GALOPIE NA PRAWĄ NOGĘ/ LOPE ON THE RIGHT LEAD OVER POLE
4. KŁUS PRZEZ KWADRAT I DO BOKSU/ JOG THROUGH BOX AND INTO CHUTE
5. COFANIE / BACK
6. OBRÓT 90 STOPNI I STĘP PRZEZ DRĄGI/ TURN 90 DEGREES AND WALK OVER POLES
7. BRAMKA / GATE

TRAIL SENIOR/ADULT



- 1. MOSTEK I DRĄGI W STĘPIE/ WALK OVER BRIDGE AND OVER POLES**
- 2. ŚLALOM W KŁUSIE/ JOG THROUGH SERPENTINE AND OVER POLE**
- 3. DRĄGI W GALOPIE NA PRAWĄ NOGĘ/ LOPE ON THE RIGHT LEAD OVER POLES**
- 4. KŁUS PRZEZ KWADRAT I DO BOKSU/ JOG THROUGH BOX AND INTO CHUTE**
- 5. COFANIE W L/ BACK THE L**
- 6. OBRÓT 180 STOPNI I STĘP PRZEZ DRĄGI/ TURN 180 DEGREES AND WALK OVER POLES**
- 7. BRAMKA NA LEWĄ RĘKĘ/ WORK GATE WITH LEFT HAND**

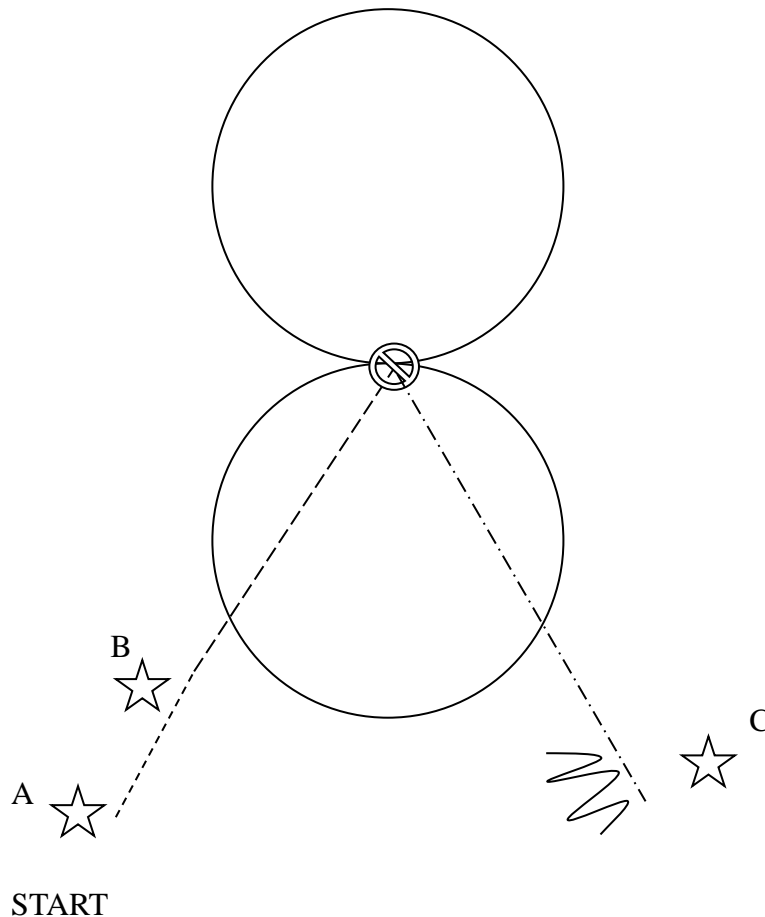
WESTERN HORSEMANSHIP JUNIOR/YOUTH



START

1. STĘP OD A DO ŚRODKA KOŁA/ WALK FROM A TO THE CENTER
2. ZATRZYMANIE (WIDOCZNE)/ STOP (HESITATE)
3. KOŁO W KŁUSIE/ CIRCLE AT JOG
4. KOŁO W GALOPIE NA PRAWA NOGĘ/LOPE, RIGHT LEAD CIRCLE
5. ZATRZYMANIE (WIDOCZNE)/ STOP (HESITATE)
5. KŁUS DO C/ JOG TO C
7. ZATRZYMANIE W C I COFANIE/ AT C STOP AND BACK
8. WYJAZD W STEPIE LUB KŁUSIE/ EXIT AT A WALK OR JOG

WESTERN HORSEMANSHIP SENIOR/ADULT



1. STĘP OD A DO B/ WALK FROM A TO B
2. OD B KŁUS DO ŚRODKA KOŁA/ FROM B JOG TO THE CENTER
3. ZATRZYMANIE (WIDOCZNE)/ STOP (HESITATE)
4. KOŁO W GALOPIE NA LEWĄ NOGĘ/ LOPE, LEFT LEAD CIRCLE
5. ZWYKŁA ZMIANA NOGI (PRZEZ KŁUS LUB STĘP)/ SIMPLE LEAD CHANGE (THROUGH A JOG OR WALK)
6. KOŁO W GALOPIE NA PRAWĄ NOGĘ/ LOPE, RIGHT LEAD CIRCLE
6. KŁUS DODANY DO C/ EXTENDED JOG TO C
7. ZATRZYMANIE W C I COFANIE/ AT C STOP AND BACK
8. WYJAZD W STĘPIE LUB KŁUSIE/ EXIT AT A WALK OR JOG